



Data sheet

Stern tube sensor Type MBT 5722



Designed specially for monitoring bearing temperature in stern tubes:

Flexible protection tube that makes it possible to reach bearings placed up to 20 m from the terminal box.

Precision Pt 100 element secures fast and precise caption of the bearing temperature which makes it possible to prevent bearing damage.

Features

- Flexible sheath (bending radius down to R=30 mm)
- Moveable compression fitting
- Robust construction with resistance to shock and vibrations to IEC 60068-2-6
- Up to 200 °C media temperature with Pt 100 resistance element
- Short reaction time

Approvals

Lloyds Register of Shipping, LR
Germanischer Lloyd, GL
Det Norske Veritas, DNV
Registro Italiano Navale, RINA

Nippon Kaiji Kyokai, NKK
American Bureau of Shipping, ABS
Korean Register of Shipping, KRS
Bureau Veritas, BV
China Classification Society, CCS

Data sheet

Stern tube sensor, type MBT 5722

Technical data

General data

Measuring range	-50 – 200 °C
Sensing element	Pt 100, 3 wire connection
Protection tube	ø4,5 mm

Response times

Indicative response time		
	$t_{0.5}$	$t_{0.9}$
Water 0.2 m/s	4 s	12 s

Mechanical and environmental specifications

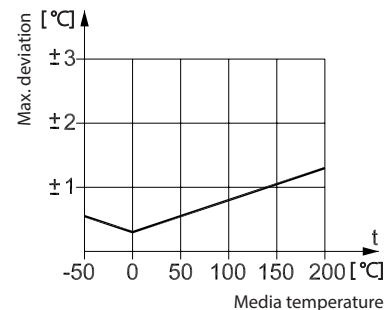
Max. ambient temperature	70 °C (brief in max. 2 hours: 80 °C)	
Vibration stability	Shock:	100 g / 6 ms
	Vibrations:	4 g sine function 2 – 100 Hz, measured acc. to IEC 60068-2-6
Enclosure	IP67 according to IEC 60529	
Cable entry	Pg 11	
Material, wetted parts	AISI 316 Ti	

Net weight with a length of 2000 mm

Net weight, approx.	600 g
Length / net weight ratio	40 g per 1000 mm

Sensor tolerance

EN 60751 Class B	$\pm (0.3 + 0.005 \times t)$ t = media temperature, numerical value
Measurement deviation	



Data sheet

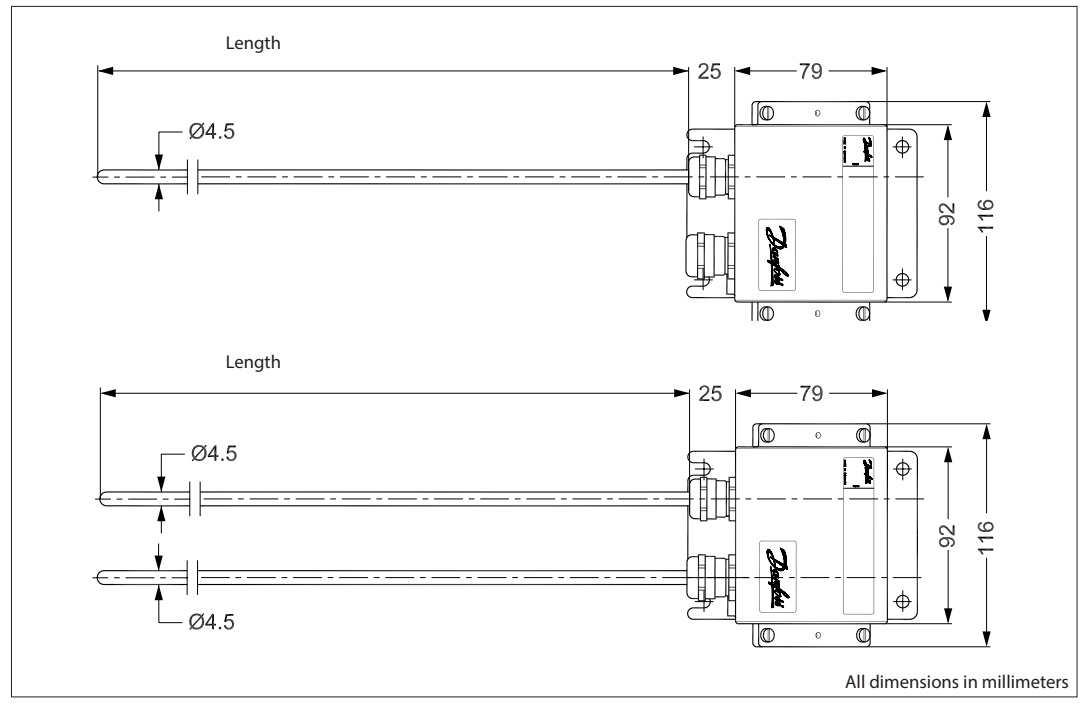
Stern tube sensor, type MBT 5722

Ordering standard

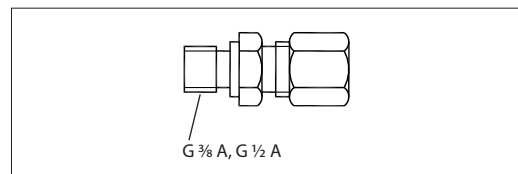
Type MBT 5722		Sensor		Accessories	
Measuring range	-50 – 200 °C	0	2	Box	
Other		9	9	Other	
Resistance value	1 × Pt 100	0	0	Ajustable fitting	None
Other		9	9		G 3/8 A
Sheath diameter, W.nr. 1.4571 (AISI 316 Ti)	∅4.5 mm	1	1		G 1/2 A
	2 × ∅4.5 mm	3	9		Other
Other		9	1	Connection	3-wire
Insertion length	1.0 m	010	0	Tolerance	EN 60751 Class B
	2.0 m	020	9		Other
	4.0 m	040			
	6.0 m	060			
	8.0 m	080			
	x.x m	xxx			

Preferred versions

Dimensions



Compression fitting, accessories



Danfoss can accept no responsibility for possible errors in catalogues, brochures and other printed material. Danfoss reserves the right to alter its products without notice. This also applies to products already on order provided that such alterations can be made without consequential changes being necessary in specifications already agreed. All trademarks in this material are property of the respective companies. Danfoss and the Danfoss logotype are trademarks of Danfoss A/S. All rights reserved.