

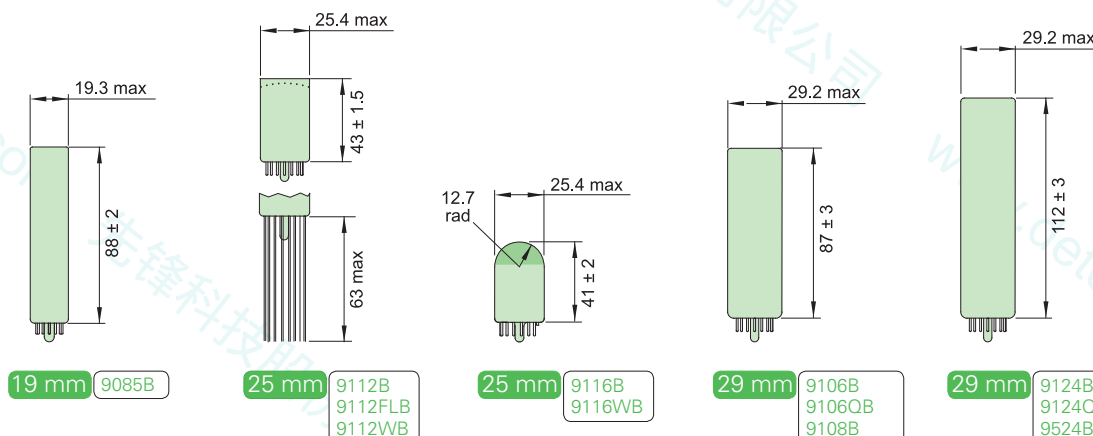
green enhanced bialkali 19 to 29mm (3/4" to 1 1/8") diameter

type	Characteristics				Photocathode sensitivity						Photomultiplier performance						
	diameter nominal mm	active diameter nominal mm	number & type of dynodes	dynode surface	QE (%) peak typical	QE Curve	uA/Lm typical	CB min	CB typical	CR typical	nominal A/Lm	Vk-a typical	Vk-a max	gain X10 ⁶	dark current typical nA	dark current max nA	dark rate typical s ⁻¹
9085B	19	15	10 LF	SbCs	25	B - d	85	7	10.5	7	50	1000	1200	0.6	0.1	2	100
9112B	25	22	10 CF	SbCs	26	B - d	90	7	11	5	50	1000	1300	0.6	0.2	2	200
9112FLB	25	22	10 CF	SbCs	26	B - d	90	7	11	5	50	1000	1300	0.6	0.2	2	200
9112WB	25	22	10 CF	SbCs	26	W - d	90	7	11	5	50	1000	1300	0.6	0.2	2	200
9116B	25	22	6 CF	SbCs	26	B - d	90	7	11	5	1	850	1200	0.01	0.3	5	-
9116WB	25	22	6 CF	SbCs	26	W - d	90	7	11	5	1	850	1200	0.01	0.3	5	-
9106B	29	25	7 LF	SbCs	28	B - d	110	8	12	7.5	1	500	650	0.01	0.02	0.8	-
9106QB	29	25	7 LF	SbCs	28	Q - d	110	8	12	7.5	1	500	650	0.01	0.02	0.8	-
9108B	29	25	11 LF	SbCs	26	B - d	90	7	11	5	200	1050	1250	2	0.3	5	200
9124B	29	25	11 LF	SbCs	26	B - d	90	7	11	5	200	1050	1300	2	0.3	5	200
9124QB	29	25	11 LF	SbCs	26	Q - d	90	7	11	5	200	1050	1300	2	0.3	5	200
9442B	29	25	10 LF	SbCs	26	B - d	90	7	11	5	50	1050	1400	0.6	0.1	2	200
9442QB	29	25	10 LF	SbCs	26	Q - d	90	7	11	5	50	1050	1400	0.6	0.1	2	200
9442WB	29	25	10 LF	SbCs	26	W - d	90	7	11	5	50	1050	1400	0.6	0.1	2	200
9524B	29	25	11 BG	SbCs	24	B - d	90	7	10	6	200	900	1150	2.2	2	15	-
9900B	29	25	11 BG	SbCs	26	B - d	80	7	11	7.5	200	800	1050	2.5	0.3	5	300
9924B	29	25	11 BG	SbCs	28	B - d	95	8	12	7.5	200	900	1050	2	0.2	5	200
9924QB	29	25	11 BG	SbCs	28	Q - d	95	8	12	7.5	200	900	1050	2	0.2	5	200

Comprehensive data sheets for all of the above types are available on request, or can be downloaded from www.detector-teo.com/

Outline drawings mm

(add 0.8mm to diameter when insulating sleeving is specified)

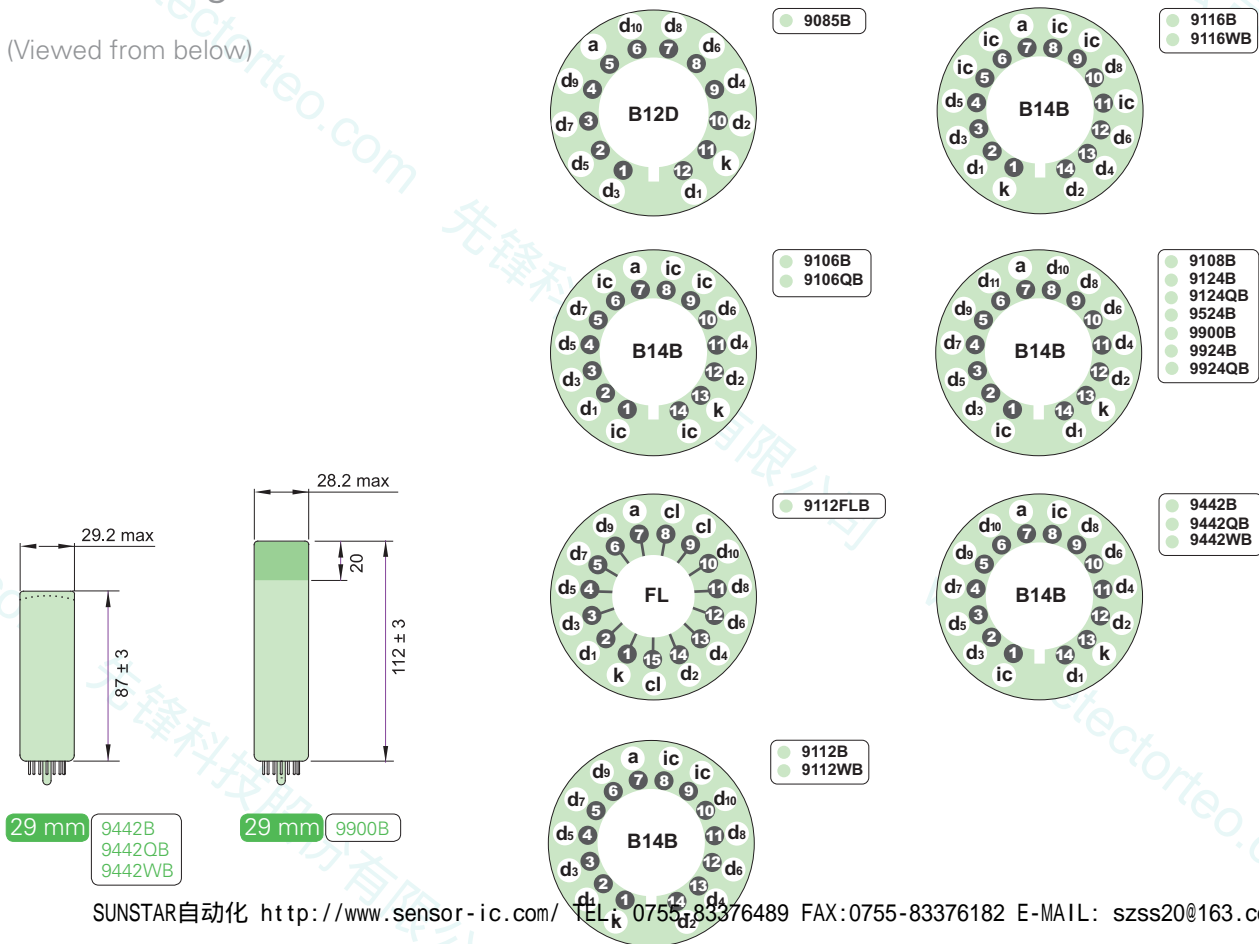


max rated A/Lm (gain)	pulse rise time ns	pulse fwhm ns	type	Special features	Accessories			
					Socket	Shield	Voltage divider series	
							passive	active
200	1.8	2.7	9085B	fast, high gain. Variant of the 9078B and 9079B.	B12D	MS19A	C669	-
500	1.8	3.1	9112B	compact, fast. Variant of the 9111B.	B14B	MS25A	C651	C669
500	1.8	3.1	9112FLB	variant of 9112B with flexible wires.	FL	MS25A	C673	C6002
500	1.8	3.1	9112WB	variant of 9112 with UV sensitivity to 185nm.	B14B	MS25A	C673	C6002
5	1.8	3.1	9116B	variant of 9114B, lower gain for higher light level applications.	B14B	n/a	C617	C6002
5	1.8	3.1	9116WB	variant of 9116B with UV sensitivity to 185nm.	B14B	MS25A	C617	-
10	4.5	7.5	9106B	7 stage variant of 9124B for high light level applications.	B14B	MS30A	C616	-
10	4.5	7.5	9106QB	variant of 9106B with UV sensitivity to 165nm.	B14B	MS30A	C616	-
2000	4.5	7.5	9108B	short version of 9124B, length 87 mm.	B14B	MS30A	C637	-
2000	4.5	7.5	9124B	variant of 9125B, low dark current.	B14B	MS30B	C637	C686
2000	4.5	7.5	9124QB	variant of 9124B with UV sensitivity to 165nm.	B14B	MS30B	C637	C686
500	1.5	2.1	9442B	variant of 9142. Was D859	B14B	MS30B	C620	C686
500	1.5	2.1	9442QB	variant of 9442B with UV sensitivity to 165nm. Was D859Q	B14B	MS30B	C620	-
500	1.5	2.1	9442WB	variant of 9442B with UV sensitivity to 185nm. Was D859W.	B14B	MS30B	C620	-
2000	15	30	9524B	superseded by 9924B but still available for replacement requirements.	B14B	MS30B	C637	-
2000	15	30	9900B	variant of 9924B, sidewall sensitivity for wide angle light collection.	B14B	-	C637	C686
2000	15	30	9924B	used instead of 9124B where slower time response required.	B14B	MS30B	C637	C686
2000	15	30	9924QB	variant of 9924B with UV sensitivity to 165nm.	B14B	MS30B	C637	C686

aded from www.et-enterprises.com

Base configurations

(Viewed from below)



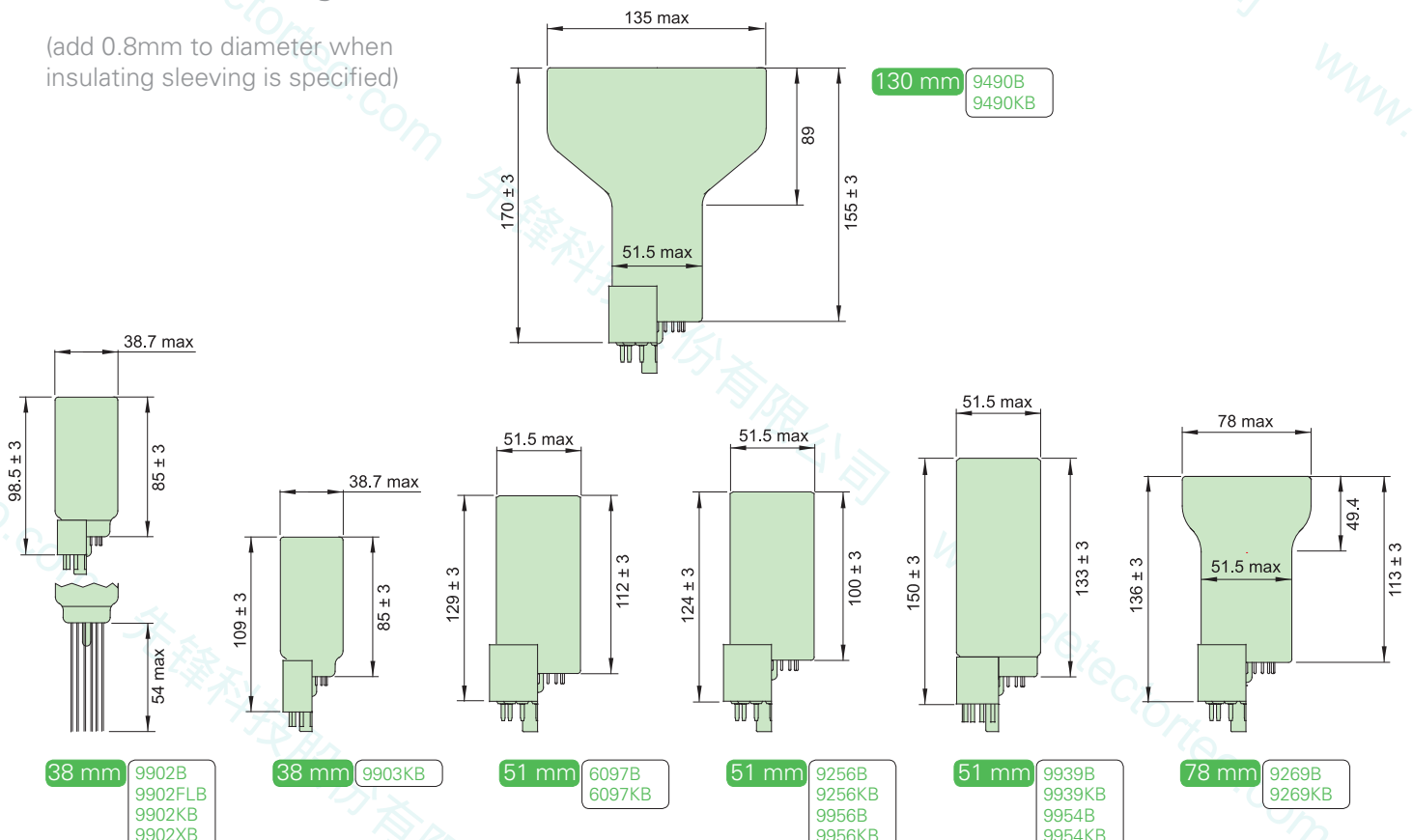
green enhanced bialkali 38 to 130mm (1½" to 5") diameter

type	Characteristics				Photocathode sensitivity						Photomultiplier performance						
	diameter nominal mm	active diameter nominal mm	number & type of dynodes	dynode surface	QE (%) peak typical	QE Curve	uA/Lm typical	CB min	CB typical	CR typical	nominal A/Lm	Vk-a typical	Vk-a max	gain X10 ⁶	dark current typical nA	dark current max nA	dark rate typical s ⁻¹
9902B	38	32	10 LF	SbCs	28	B - d	100	8	12	9	20	750	900	0.2	0.1	3	300
9902FLB	38	32	10 LF	SbCs	28	B - d	100	8	12	9	20	750	900	0.2	0.1	3	300
9902KB	38	32	10 LF	SbCs	28	B - d	100	8	12	9	20	750	900	0.2	0.1	3	300
9902XB	38	32	10 LF	SbCs	28	B - d	100	8	12	9	20	750	900	0.2	0.1	3	300
9903KB	38	32	10 LF	BeCu	28	B - d	100	8	12	9	20	1000	1100	0.2	0.1	3	300
6097B	51	46	11 VB	SbCs	25	B - d	95	7	11	7	200	1030	1350	2	1.2	20	1000
6097KB	51	46	11 VB	SbCs	25	B - d	95	7	11	7	200	1030	1350	2	1.2	20	1000
9256B	51	48	10 LF	SbCs	28	B - d	110	8	12	9	50	900	1000	0.5	0.3	3	800
9256KB	51	48	10 LF	SbCs	28	B - d	110	8	12	9	50	900	1000	0.5	0.3	3	800
9939B	51	46	12 LF	BeCu	28	B - d	100	8	11.5	8	500	1800	2300	5	2	20	800
9939KB	51	46	12 LF	BeCu	28	B - d	100	8	11.5	8	500	1800	2300	5	2	20	800
9954B	51	46	12 LF	BeCu	28	B - d	110	8	12	9	500	1800	2300	5	2	20	800
9954KB	51	46	12 LF	BeCu	28	B - d	110	8	12	9	500	1800	2300	5	2	20	800
9956B	51	46	10 VB	SbCs	28	B - d	90	8	12	6	50	900	1150	0.6	0.3	3	800
9956KB	51	46	10 VB	SbCs	28	B - d	90	8	12	6	50	900	1150	0.6	0.3	3	800
9269B	78	70	9 LF	SbCs	26	B - d	110	7	11	9	50	1100	1400	0.5	1	10	2000
9269KB	78	70	9 LF	SbCs	26	B - d	110	7	11	9	50	1100	1400	0.5	1	10	2000
9490B	130	115	10 LF	SbCs	25	B - d	90	8	11.5	6	50	1100	1600	0.6	2	20	3000
9490KB	130	115	10 LF	SbCs	25	B - d	90	8	11.5	6	50	1100	1600	0.6	2	20	3000

Comprehensive data sheets for all of the above types are available on request, or can be downloaded from www.sensor-ic.com/

Outline drawings mm

(add 0.8mm to diameter when insulating sleeving is specified)



max rated A/Lm (gain)	pulse rise time ns	pulse fwhm ns	type	Special features	Accessories			
					Socket	Shield	Voltage divider series	
							passive	active
500	3	6	9902B	variant of 9102B, high gain, fast response and good linearity.	B14B	MS38A	C646	C686
500	3	6	9902FLB	variant of 9902B with flexible wires.	wires	MS38A	C653	C6004
500	3	6	9902KB	variant of 9902B with capped base.	B12A	MS38A	C674	C6004
500	3	6	9902XB	variant of 9902B, low background glass window.	B14B	MS38A	C646	C6004
500	3	6	9903KB	variant of 9902KB, longer, extended linearity	B12A	MS38A	C674	C6004
2000	10	22	6097B	established venetian blind dynode type, high gain.	B15B	MS52B(F)	C621	C6004
2000	10	22	6097KB	variant of 6097B with capped base.	B14A	MS52E	C631	-
500	4	6.5	9256B	variant of 9266B, enhanced green sensitivity.	B19A	MS52A(F)	C647	-
500	4	6.5	9256KB	variant of 9256B with capped base.	B14A	MS52E	C636	-
2000	3	4.5	9939B	lower cost version of 9954B. Good SER, green response and linearity.	B19A	MS52B(F)	C638	-
2000	3	4.5	9939KB	variant of 9939B with capped base.	B20	MS52B	C640	-
2000	2	3	9954B	variant of 9814B, enhanced green sensitivity.	B19A	MS52C(E)	C638	-
2000	2	3	9954KB	variant of 9954B with capped base.	B20	MS52C	C640	-
500	10	22	9956B	superseded by 9256B but still available for replacement requirements.	B19A	MS52A(F)	C647	-
500	10	22	9956KB	variant of 9956B with capped base.	B14A	MS52E	C636	-
200	7.5	15	9269B	variant of 9265B, enhanced green sensitivity, high cathode current capability.	B19A	MS75/90	C648	-
200	7.5	15	9269KB	variant of 9269B with capped base.	B14A	-	C634	-
200	13	25	9490B	variant of 9390B. Was D724	B19A	MS130A	C647	-
200	13	25	9490KB	variant of 9490B with capped base. Was D724KB	B14A	MS130B	C636	-

ded from www.et-enterprises.com

Base configurations

(Viewed from below)

