

# Faston Power Relay IF 125°C

1 pole 16 A



F0148-B

### Features

- 1 N/O or 1 N/C contact
- 16 A rated current
- Switching capacity 4000 VA
- Coil power 360 mW
- 4 kV / 8 mm coil-contact, insulation to VDE 0631 and 0700
- Ambient temperature up to 125°C
- Faston-terminals for load side

### Applications

Oven control, electric heating, power supplies, air conditioning



Technical data of approved types on request

Contact data	
Configuration	1 N/O contact or 1 N/C contact
Type of contact	single contact
Rated current	16 A
Rated voltage / max.breaking voltage AC	250 Vac / 440 Vac
Maximum breaking capacity AC	4000 VA
Make current (max. 4 s at duty cycle 10%)	25 A
Contact material	AgCdO
Minimum contact load	500 mA, 12 Vac

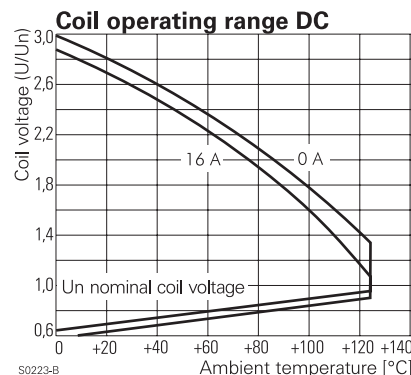
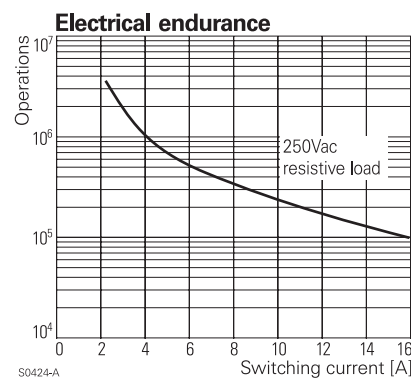
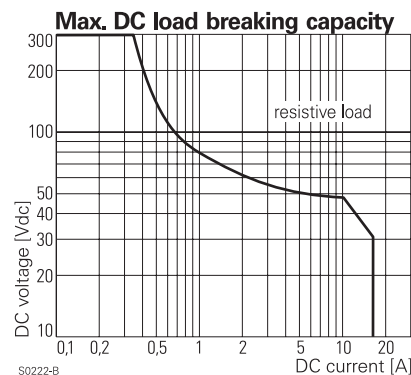
Contact ratings		
Type	Load	Operations
-A402	10 A, 400 Vac, resistive, 125 °C	2x10 <sup>5</sup>
-A402	16 A, 250 Vac, resistive, 125 °C	1x10 <sup>5</sup>
-A403	10 A, 400 Vac, resistive, 125 °C	5x10 <sup>4</sup>
-A403	16 A, 250 Vac, resistive, 125 °C	5x10 <sup>4</sup>

Coil data	
Nominal voltage	6...48 Vdc
Nominal coil power	360 mW
Operate category	1 / c

Coil versions						
Coil code	Nominal voltage Vdc	Pull-in voltage Vdc	Release voltage Vdc	Maximum voltage Vdc	Coil resistance Ω	Coil current mA
003	6	3.8	0.6	16.9	100±10%	60.0
005	12	7.5	1.2	33.8	400±10%	30.0
007	24	14.9	2.4	67.7	1600±10%	15.0
009	48	30.0	4.8	135.3	6400±10%	7.5

All figures are given for coil without preenergization, at ambient temperature +20°C  
Other coil voltages on request

Insulation		
Dielectric strength	coil-contacts	4000 V <sub>rms</sub>
	open contact circuit	1000 V <sub>rms</sub>
Clearance / creepage		8 / 8 mm
Insulation to IEC 60664		
Voltage rating		250 V
Pollution degree		3
Overvoltage category		III
Insulation to VDE 0110b (2/79)		
Insulation category / reference voltage		C / 250, B / 380
Tracking resistance of relay base		PTI 250



Edition: 02/2003

# Faston Power Relay IF 125°C

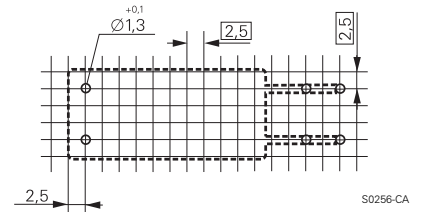
1 pole 16 A

## Other data

Flammability class according to UL 94	V-0
Ambient temperature	-40...+125 °C
Mechanical life	30x10 <sup>6</sup> operations
Max. switching rate at rated- / minimum load	10 min <sup>-1</sup> / 1200 min <sup>-1</sup>
Operate- / release time	10 / 2 ms
Bounce time N/O contact/N/C contact	1 / 2 ms
Category of protection (IEC 61810)	RT II - flux proof
Relay weight	26 g
Packaging unit	15 / 300 pcs.

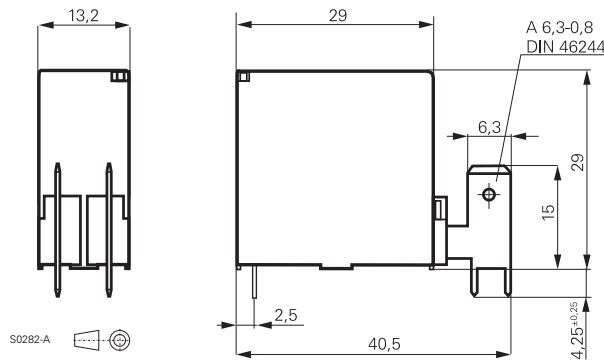
## PCB layout / terminal assignment

View on solder pins  
Dimensions in mm

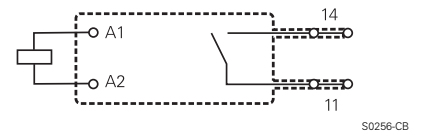


## Dimensions

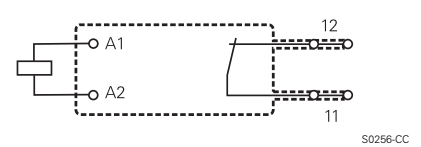
Dimensions in mm



## 1 N/O contact



## 1 N/C contact



## Product key

**V 2 3 0 7 7 - A 1 - A 4**

Type

Version

**A** PCB terminals (coil) and  
Faston terminals (contacts); flux proof

Version

**1** standard

Coil

**003** 6 V                      **007** 24 V  
**005** 12 V                     **009** 48 V

Contact type

**A** single contact

Contact material

**4** AgCdO

Contact configuration

**02** 1 N/O contact                      **03** 1 N/C contact

Other types on request

Product key	Version	Cont-material	Cont.configuration	Coil	Part number
V23077-A1003-A402	standard	AgCdO	1 N/O contact	6 Vdc	0-1393199-4
V23077-A1005-A402	PCB terminals			12 Vdc	0-1393199-7
V23077-A1005-A403	Faston terminals		1 N/C contact		0-1393199-9
V23077-A1007-A402	flux proof		1 N/O contact	24 Vdc	1-1393199-2
V23077-A1007-A403			1 N/C contact		1-1393199-3
V23077-A1009-A402			1 N/O contact	48 Vdc	1-1393199-5
V23077-A1009-A403			1 N/C contact		1-1393199-6