

GUVA-T11GM-LA

Description

UV sensors of Genicom make the photocurrent under UV light but the level of photocurrent is very low. This small signal is not easy to be checked by normal current measure equipments and it is not to fit input signal of analog-to-digital converter (ADC).

Features Single Supply Voltage
 Voltage Output
 Fixing Hole

Applications UV-A Lamp Monitoring




Fig1. Board Overview (Size : 28×17×9 mm)

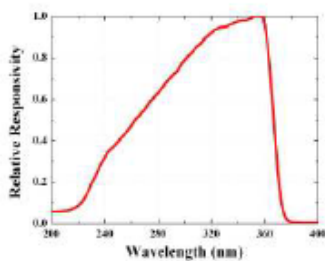
Absolute Maximum Ratings

Parameter	Symbol	Value			Unit	Remark
		Min.	Typ.	Max.		
Storage Temperature	T _{st}	-40		90	℃	
Operating Temperature	T _{op}	-30		85	℃	
Supply Voltage	V _{cc}			5.5	V	
Soldering Temperature	T _{sol}			260	℃	Within 10 sec

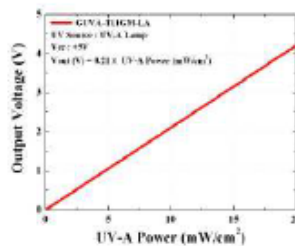
Electro-Optical Characteristics (at 25 ℃)

Parameter	Symbol	Value			Unit	Remark
		Min.	Typ.	Max.		
Supply Voltage	V _{cc}	1.8		5.5	V	DC
Supply Current	I _Q		50		μA	
Responsivity	R _p		0.27		mV/nW	at 350 nm
Active Area	S		0.076		mm ²	
Spectral Detection Range	λ	220		370	nm	10% of Max.
Output Voltage	V _{out}		0.21		V	1 mW/cm ²
Detection Power Range	P	0		24	mW/cm ²	V _{cc} =5V
Response Time	T		3		ms	

Relative Responsivity



Output Voltage along UV power



Caution ESD can damage the device hence please avoid ESD.